

Transition Challenge 2025: EVERYDAY OBJECTS

This is a practical and written project. The challenge is broken down into tasks.

You have been asked to produce an outcome based on the theme of '**EVERYDAY OBJECTS**', researching the work of others and producing your own personal response (final practical outcome) to the theme.

You can present your work in a sketchbook or on paper of any size.

Please email if you have any questions:
dorninj@wallingfordschool.com

Transition Challenge 2025: EVERYDAY OBJECTS

OVERVIEW:

Task One: At least **Ten photographs** on the theme of Everyday Objects.

Task Two: **Ten observational drawings** (scale and media of your choice).

Task Three: **Artist Profile** study of an artist or textile artist inspired by the theme.

Task Four: **A final piece of work** that relates clearly to the theme and research undertaken.

Task Five (Optional): An **evaluation** of all of your work so far for this project.

(DETAILS ON FOLLOWING SLIDES)

Transition Challenge 2025: EVERYDAY OBJECTS

You have been asked to explore and investigate the theme '**EVERYDAY OBJECTS**' to produce creative outcomes. The theme should be seen as a starting point and you should explore appropriate primary and secondary source material.

An everyday object:

adjective [usually ADJECTIVE noun] something which is used every day, or forms a regular and basic part of your life

This could be:

a packet of biscuits, **tomato sauce bottles**, a pile of books, **empty packets of crisps**, a pile of clothes on a chair, **an open door**, a crushed up envelope, **a houseplant**, toothbrush and toothpaste combination, **bath taps**, a lamp, **a packet of playing cards**, some saucepans, **a toaster**, a TV remote, **an Xbox controller**, football boots, **a musical instrument**, a pair of socks, **a carrier bag**, some books on a shelf, **a watering can**, a glass of something fizzy, **a phone**, a pile of knives and forks, **shoes**, crumpled up sheet of paper, **a pile of magazines**, fishing equipment, **a box of cereal**, a pencil case, **a candle**, a hairbrush, **a towel on a radiator**, a pin cushion and reel of thread, **a vacuum cleaner**, magnets on a fridge, **knitting needles and a ball of wool...** ALMOST ANYTHING!

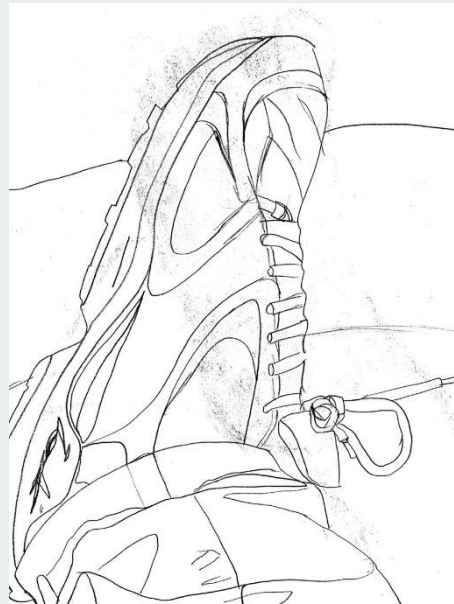
Task 1: Ten photographs

- You could link your objects with a common theme e.g. objects from one room in your house, items used for a particular task etc.
- Try to choose interesting objects or ordinary objects viewed from an interesting perspective.
- Consider the composition.
- Think about colour, tone, contrast, scale.



If possible, print out and present your photos. This only needs to be a contact sheet/thumbnails but you may want to make the more successful ones larger.

Task 2: Ten observational drawings



- These objects could be the same as your photographs or completely different.
- Again, consider different view points or perspectives e.g. close up, from above etc.
- If possible try to use a range of different media:
 - Pencil
 - Fine liner
 - Pen/biro
 - Coloured pencils
 - Paint

Task 3: Artist Profile

- You can choose one of these artists or find your own.
- You might find some of the artists mentioned in this article interesting: [Recreating with thread: The wonder of found objects in textile art - TextileArtist.org](https://www.textileartist.org/2018/05/10/recreating-with-thread-the-wonder-of-found-objects-in-textile-art/)

Start with an introduction – who are they, what do they do? You might want to include some **general** information, but this is not essential.

Choose some examples of their work and print them out – 3 or 4 pictures should be enough.

Evaluate the examples:

- What techniques/media etc. have they used?
- what do you like about it?
- what you would change/improve?
- What aspects of the work could you explore or develop in your own work?



Cas Holmes





Harriet Chapman



Pricilla Jones

Task 4: A final piece of work

Produce a final outcome that reflects your investigations and the theme.



It can be big or small, 2D or 3D, it's up to you!

It does not need to be a textiles piece, use whatever media, equipment or techniques you have available to you.

Transition Challenge 2025: EVERYDAY OBJECTS

Hand in date:

Thursday 4th September

Please bring your completed project to your first
Textiles lesson in September.